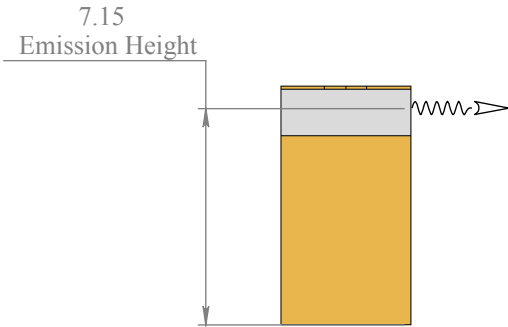
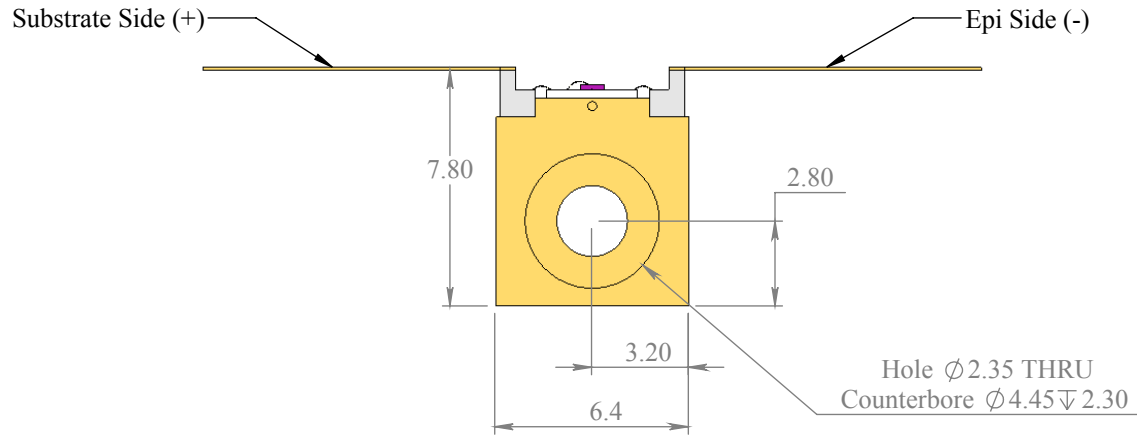
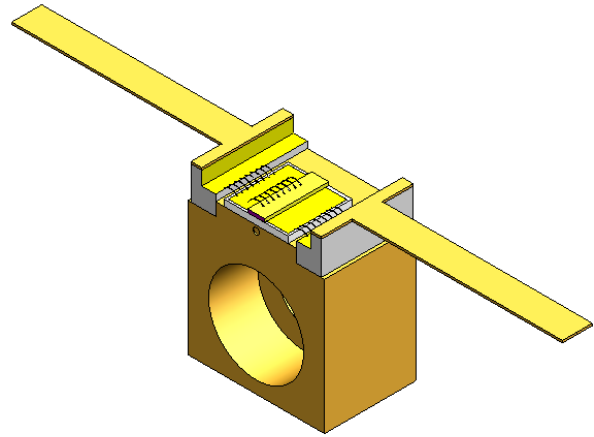
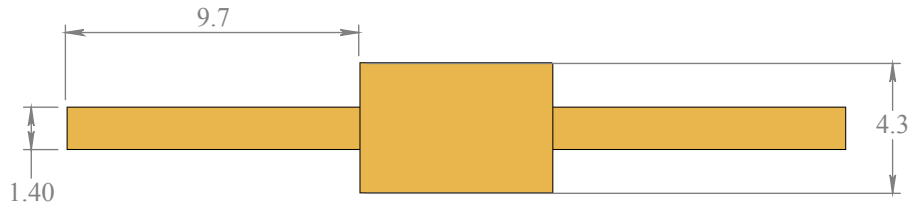


THE INFORMATION CONTAINED IN THIS DRAWING IS SENSITIVE AND PROPRIETARY AND IS THE SOLE PROPERTY OF MAXION TECHNOLOGIES. ANY REPRODUCTION IN PART OR IN WHOLE WITHOUT THE WRITTEN PERMISSION OF MAXION TECHNOLOGIES IS PROHIBITED.

| REVISIONS | | | | |
|-----------|-----|-------------|------|--------|
| REV | ECO | DESCRIPTION | DATE | APPROV |
| | | | | |
| | | | | |
| | | | | |



Notes:

1. Interpret drawing per ASME Y14.5M-1994.

UNLESS OTHERWISE SPECIFIED:
 DIMENSIONS ARE IN MM.
 TOLERANCES ARE:
 DECIMALS ANGLES
 .XXX ± 0.025 ± 1
 .XX ± 0.075
 .X ± 0.125
 REMOVE ALL BURRS AND BREAK SHARP EDGES 0.1 MAX.

| THIRD ANGLE PROJECTION | | |
|------------------------|-----------|--|
| APPROVALS | DATE | |
| DRAWN FM | 3/12/2009 | |
| CHECKED KL | 3/12/2009 | |
| ENGINEER FM | 3/12/2009 | |
| APPROV | | |
| DO NOT SCALE DRAWING | | |

MAXION
 TECHNOLOGIES, INC.
 5000 College Park Avenue, Suite 3121
 College Park, Maryland 20740

QCL EPI-Down on C-Mount

| | | |
|-----------|--------------------|------|
| SIZE A | DWG. NO. 90001-000 | REV. |
| SCALE 1:1 | SHEET 1 OF 1 | |